



- THE -  
ARTISAN

---

LONDON NW2

1 & 2 BEDROOM APARTMENTS



JOHN KEATS | HAMPSTEAD HEATH



- THE -  
ARTISAN  
LONDON NW2

Imagine life in an area made famous by some of the world's greatest creative minds. Imagine enjoying a quaint village experience from one of the world's most vibrant cities.

Imagine living within contemporary architectural design that still provides all the comfort of home.

Living with Hampstead Village on your doorstep and Hampstead Heath's 800 acres of lush, green open space just minutes away, you are following in the footsteps of some of history's most revered artists, poets, writers and composers. For centuries, this area has sparked creativity that has helped to shape generations. Now it's your turn to be inspired.

---

CREATE YOUR OWN STORY  
AT THE ARTISAN

# - THE - ARTISAN

The Artisan is a boutique development of 31 new homes, just minutes from the green expanse of Hampstead's famous Heath and the welcome of its established community. Immerse yourself in the heart and soul of North West London with a 1 or 2 bedroom apartment at this remarkable development created by Hill.





# HOMES WITH CHARACTER

This boutique development has been thoughtfully designed to provide a perfect balance between contemporary design, convenient practicality and welcoming comfort.

Each apartment enjoys generous natural light, a private balcony or terrace and a luxurious interior specification. When combined with such close proximity to an abundance of open space, at The Artisan you can always find room to think.

## THE DEVELOPMENT BOASTS:

### 1. ONE OF LONDON'S MOST POPULAR AND SCENIC GREEN SPACES ON YOUR DOORSTEP

The world-famous Hampstead Heath is a leisurely stroll away.

### 2. OUTSIDE SPACE WITH EVERY APARTMENT

Enjoy breakfast al fresco or a lazy afternoon reading in the summer sun.

### 3. EXCELLENT CONNECTIVITY TO THE CITY

Two tube stations and a national rail station offer services connecting you into central London in just over 10 minutes.

### 4. BUILD EXCELLENCE

Offering the finest contemporary living, enjoy the quality of a 5-star housebuilder.

### 5. CONVENIENCE ON YOUR DOORSTEP

Perfectly positioned within a short walking distance to local shops, cafés and green open spaces.



## DESIGNED FOR MODERN LIFE


A desirable location combined with a high specification, an apartment at The Artisan provides the opportunity for a more balanced life.

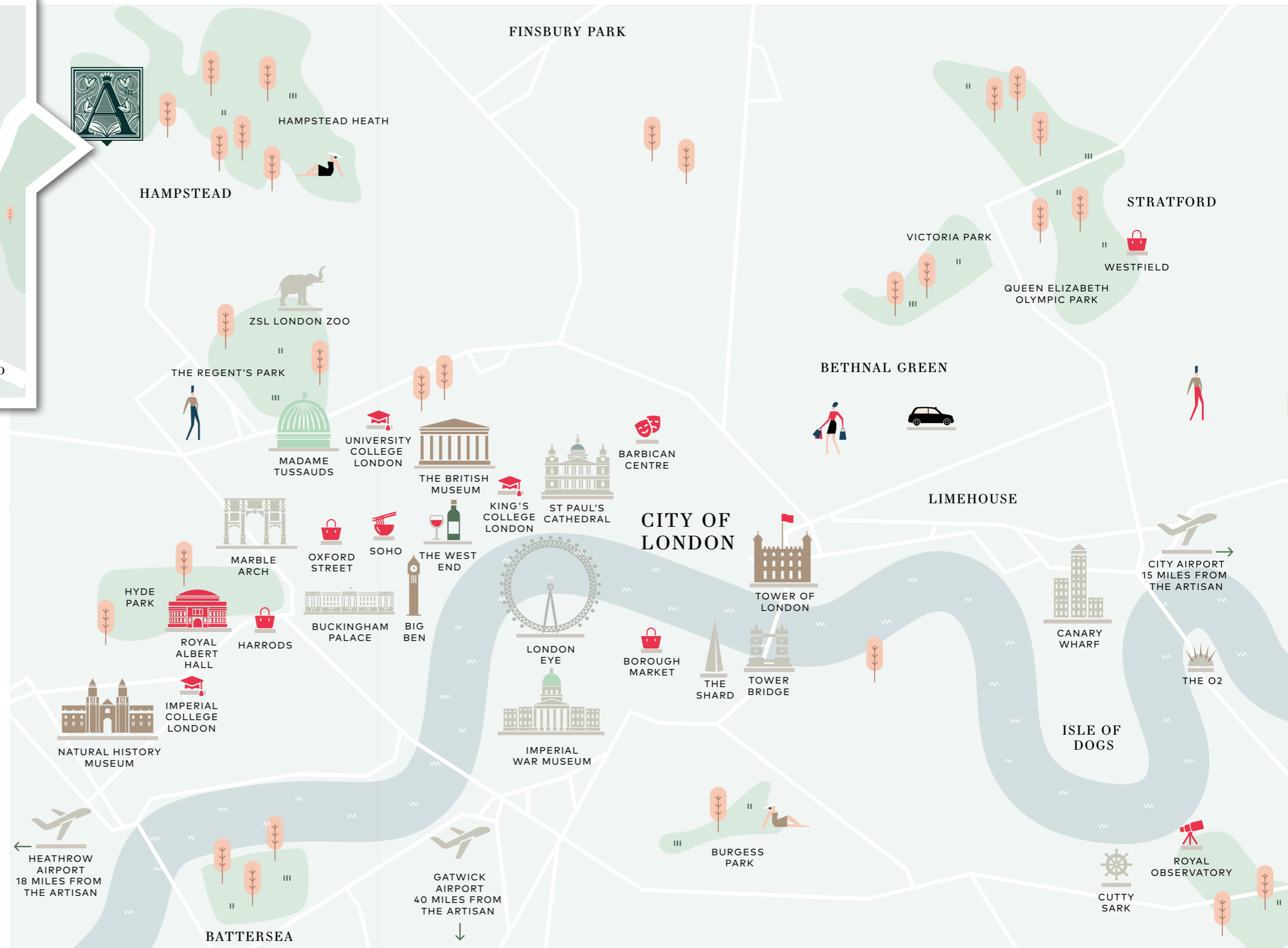
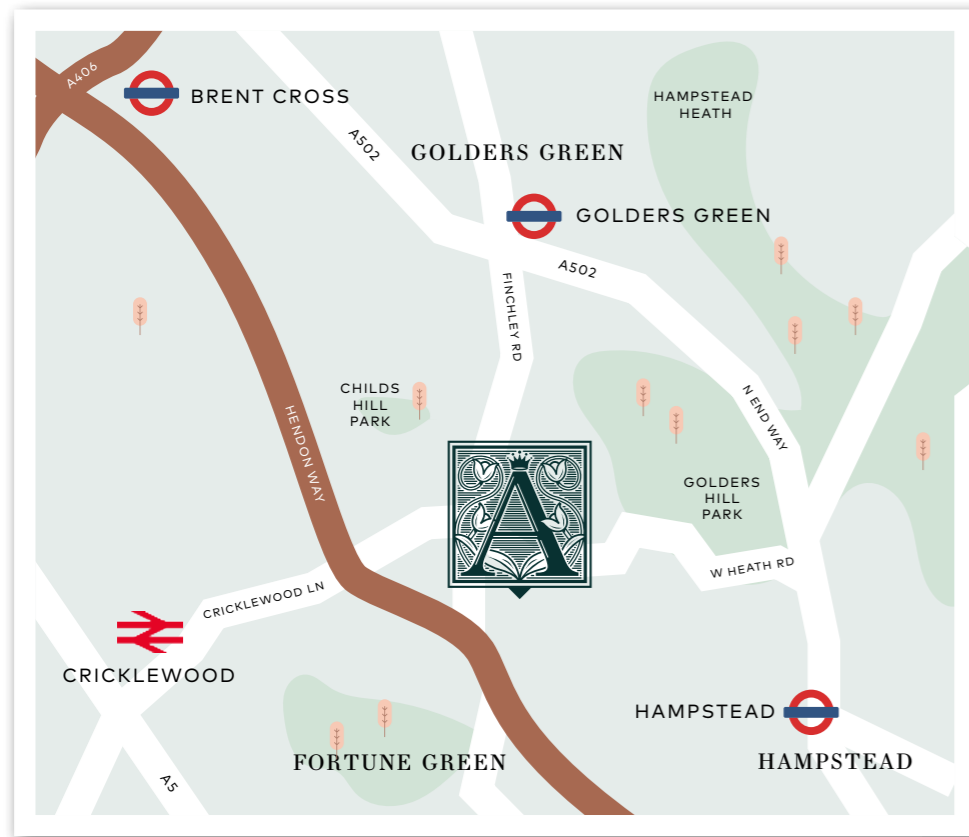
- ✓ SURROUNDED BY GREEN SPACE
- ✓ MODERN AND SPACIOUS INTERIORS
- ✓ 6-MIN WALK TO HAMPSTEAD HEATH
- ✓ PARKING AVAILABLE  
Available to selected apartments at an additional cost



# HERE OPPORTUNITY LIES IN WAIT

Living at The Artisan it's easy to forget that you are located in one of the world's most vibrant and exciting cities. In fact, you are less than eight miles from the City of London and less than six miles from the legendary West End – and with Golders Green, Hampstead and Cricklewood stations all nearby, you can be in the heart of the City in 15 minutes.





# THE LURE OF THE CITY...

A world of culture, rich history and outstanding entertainment all in one place.

From The Artisan it couldn't be easier to soak up London's unique appeal. With the capital on your doorstep, it is possible to experience something new every single day. From traditional street markets to designer labels, and edgy street performers to world-class stage shows, there are countless ways to celebrate the diversity of this extraordinary city.

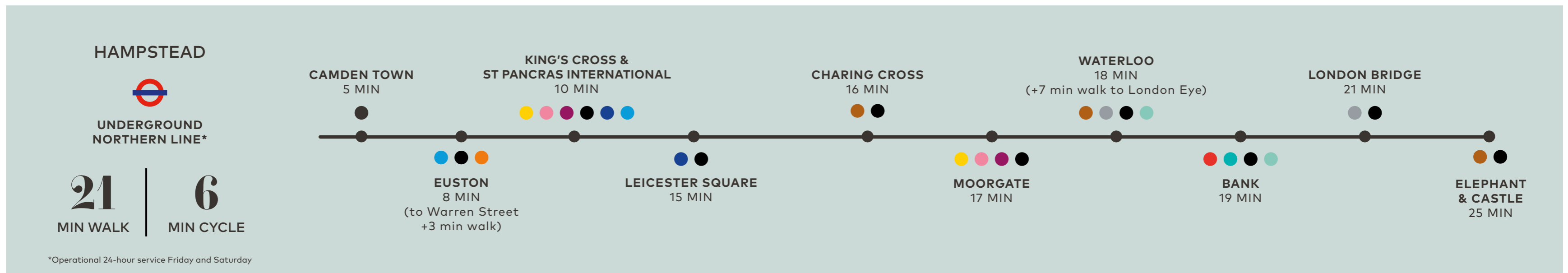


# CONNECT WITH EASE

Being a resident at The Artisan means you are well-connected to wider London via the Northern line, which can be accessed from Golders Green or Hampstead station. Alternatively, the national rail train service is available from Cricklewood station, which can take you to City Thameslink in 20 minutes.

**UNDERGROUND AND RAIL KEY:**

- Circle line
- Central line
- Piccadilly line
- Hammersmith & City line
- Waterloo & City line
- Metropolitan line
- Bakerloo line
- District line
- Jubilee line
- Victoria line
- Northern line
- Overground
- DLR







**TOP:**  
**CARNABY STREET**  
10 min by tube from Hampstead to Oxford Circus ●●

**BOTTOM LEFT:**  
**NATIONAL GALLERY**  
16 min by tube from Hampstead to Charing Cross ●

**MIDDLE RIGHT:**  
**BUCKINGHAM PALACE**  
12 min by tube from Hampstead to Green Park ●●

**BOTTOM RIGHT:**  
**SONDHEIM THEATRE**  
19 min by tube from Golders Green to Leicester Square ●



**REGENT STREET**  
10 min by tube from Hampstead to Oxford Circus ●●



**THE REGENT'S PARK**  
5 min by tube from Hampstead to Camden Town ●

# SURROUNDED BY POSSIBILITIES

Everything you could need is within walking distance of The Artisan. Aside from all the essentials, there is an abundance of boutiques, cafés and restaurants nearby, plus, of course, the splendid surrounding green space.



## A SHORT WALK OR CYCLE AWAY...

LOCAL SHOPS	HAMPSTEAD HEATH	HAMPSTEAD VILLAGE
Local shops including Co-op Food & Costa Coffee	The beautiful Hampstead Heath Park	Boutique and artisan shops
<b>03</b> - MIN WALK -	<b>06</b> - MIN WALK -	<b>20</b> - MIN WALK -
<b>01</b> - MIN CYCLE -	<b>02</b> - MIN CYCLE -	<b>05</b> - MIN CYCLE -





University College London

**PRIMARY & SECONDARY SCHOOLS**

**Childs Hill**  
Primary School

**10-minute walk**  
Rated 'Good' by Ofsted.

**Golders Hill**  
Primary School

**20-minute walk**  
Rated 'Good' by Ofsted.

**Hampstead School**  
Secondary and sixth form

**21-minute walk**  
Rated 'Good' by Ofsted.

**The King Alfred School**  
Primary, secondary & sixth form

**22-minute walk**  
Rated 'Good' by Ofsted.

**COLLEGES & UNIVERSITIES**

**Imperial College London**  
South Kensington

**40 minutes by train**  
A global top 10 university.

**University College London**  
Bloomsbury

**19 minutes by train**  
Top university in the UK for research strength.

**King's College London**  
Strand

**29 minutes by train**  
Internationally renowned university.

**LSE**  
Holborn

**27 minutes by train**  
The London School of Economics and Political Science.

**SOAS**  
Bloomsbury

**25 minutes by train**  
Leading institution for the study of Asia, Africa and the Middle East.



# WALK IN THE FOOTSTEPS OF GIANTS

The Artisan lies within easy reach of a number of highly regarded local schools. There are independent and comprehensive options that cover both primary and secondary education, all within minutes.



# REEN SPACE A PLENTY

Upon the Heath, you can enjoy spectacular views, interesting natural spaces and a vast area of vibrant greenery. From The Artisan, life can offer a welcoming dose of tranquillity and calm before the excitement and energy of the city beyond.

As the largest common area land in the whole of Greater London, Hampstead Heath offers no end of possibilities. From ancient woodlands, ponds and conservation areas to playgrounds, a training track and no less than three public lidos, this outstanding parkland has it all.



Viaduct Pond



Hill Garden & Pergola



Parliament Hill



Mixed Bathing Pond



## HERE ARE SOME OF THE BEST BITS CLOSE TO HOME:

### 1. THE HEATH

6-MIN WALK | 2-MIN CYCLE

Grassy public open space loved by many from around the world.

### 2. HILL GARDEN & PERGOLA

20-MIN WALK | 8-MIN CYCLE

Beautiful landscaped gardens and a unique pergola overlooking West Heath.

### 3. VIADUCT POND

29-MIN WALK | 13-MIN CYCLE

A picturesque nature reserve characterised by a viaduct crossing from bank to bank.

### 4. MIXED BATHING POND

33-MIN WALK | 13-MIN CYCLE

This natural bathing pond is described as one of London's best open-air swimming spots.

### 5. PARLIAMENT HILL BANDSTAND

42-MIN WALK | 15-MIN CYCLE

The perfect place to take in splendid views of the London city skyline.

# A SETTING FULL OF ACTIVITY



The location of The Artisan means you are close to prosperous and inspirational Hampstead, renowned for its quaint village atmosphere that has the ability to seduce anyone lucky enough to experience it.

Of course, all the essentials are readily available, but the thing that makes this area so special is the abundance of charming independent shops that line its bustling streets.

Combine this with a thriving arts scene that features various galleries and a choice of theatres, and you have all the makings of a memorable time, day or night.



Whatever it is that you like to do, you'll love to do it in Hampstead. Such a plethora of creativity over so many years has established a culture that is truly unique and impossible to match.

## HERE ARE SOME OF THE BEST BITS CLOSE TO HOME:

### 1. CATTO GALLERY

22-MIN WALK | 9-MIN CYCLE

One of the most prestigious fine art galleries in London, specialising in contemporary art.

### 2. HAMPSTEAD VILLAGE

22-MIN WALK | 9-MIN CYCLE

A fantastic selection of independent boutiques ranging from fashion to food and drink.

### 3. EVERYMAN

23-MIN WALK | 10-MIN CYCLE

The original 1930s Everyman Cinema that sparked the birth of the luxury cinema chain.

### 4. HAMPSTEAD THEATRE

36-MIN WALK | 10-MIN CYCLE

60 years creating original theatre without creative restriction and still as popular as ever.



## THE SWEET TASTE OF VILLAGE LIFE

Hampstead's nearby streets are lined with a delightful selection of cafés and restaurants all offering their own unique individuality and preserved by a passionate local community.

Explore these hidden culinary treasures and foodie hot spots, be inspired by their gastronomic delights and unique individuality, and enrich them by celebrating their irresistible charm.

From real ales and hearty meals to street food with a Parisian touch there is truly something to suit every taste.

### HERE ARE SOME OF THE BEST BITS NEARBY:

#### 1. MILL HOUSE CAFE 19-MIN WALK | 6-MIN CYCLE

A small café restaurant serving a combination of English, Italian and Persian cuisines.

#### 2. LES FILLES 22-MIN WALK | 9-MIN CYCLE

A café specialising in healthy homemade breakfast, lunch and snacks.

#### 3. L'ANTICA PIZZERIA 24-MIN WALK | 9-MIN CYCLE

Traditional Neapolitan wood-fired pizza that many believe is the best in London.

#### 4. LA CRÉPERIE DE HAMPSTEAD 24-MIN WALK | 10-MIN CYCLE

A taste of Paris on Hampstead high street at this popular street food kiosk.

#### 5. THE FLASK 25-MIN WALK | 10-MIN CYCLE

Real ales, craft beers, comfort food and plenty of Grade II listed character.

# IMMERSE YOURSELF IN CREATIVITY

Lose yourself in the vast culture of Hampstead with the unmistakable verse of John Keats and Lord Byron – two of the greatest English poets – or the sublime brushstrokes of celebrated artist, John Constable. You'll find it around every cobbled corner, inside every delightful café and on every breath of wind that breezes through Hampstead's leafy streets.



**TOP RIGHT: FENTON HOUSE** | 22-MIN WALK | 9-MIN CYCLE  
**BOTTOM RIGHT: KEATS HOUSE** | 33-MIN WALK | 11-MIN CYCLE  
**LEFT: KENWOOD HOUSE** | 36-MIN WALK | 13-MIN CYCLE



**BURGH HOUSE  
& HAMPSTEAD  
MUSEUM**  
25-MIN WALK  
10-MIN CYCLE



**JOHN CONSTABLE'S  
FORMER HOME**  
26-MIN WALK  
10-MIN CYCLE



## THE FINER DETAIL

When designing The Artisan, our aim was to create a selection of apartments that provided inspiration now and for generations to come. For this reason, each apartment features a specification that offers a level of quality and style that can stand the test of time.

Our stylish apartments provide you with a welcoming, calm environment with neutral colourways throughout and Amtico flooring connecting the entrance hall to the open-plan living area. Full height windows allow light to fill the apartment, bringing brightness and energy to living spaces.

The clean lines of the interiors are complemented by the contemporary handleless matt finish kitchen units, Caesarstone worktop and sleek energy efficient appliances. Bathrooms are elegant with stylish white sanitaryware, shower and sophisticated LED lighting to fitted mirrors and cabinets.

With underfloor heating throughout every apartment you can be sure of a warm welcome home.





Computer generated image for indicative purposes only.



# WHERE EVERY DETAIL COUNTS

## KITCHEN

- Handleless matt finish units with soft-close doors and drawers
- Caesarstone worktop with matching upstand and splashback behind hob
- Induction hob
- Integrated single oven
- Integrated microwave
- Integrated dishwasher
- Integrated fridge/freezer
- Integrated cooker hood
- Stainless steel undermounted sink
- Quooker hot/cold/boiling water tap in stainless steel
- LED feature lighting to wall units
- Washer/dryer (freestanding in hallway cupboard)

## MAIN BATHROOM

- Bath with shower over and glass screen
- Mirror and cabinet with LED lighting and matching vanity top and bath panel
- Recessed shower shelf
- Large format wall and floor tiles
- Heated chrome towel rail

## MASTER EN SUITE

- Low profile shower tray with glass shower door
- Overhead shower and separate hand shower
- Mirror and cabinet with LED lighting and matching vanity top
- Recessed shower shelf
- Large format wall and floor tiles
- Heated chrome towel rail

## DECORATIVE FINISHES

- Painted solid front entrance door with multi-point locking system
- High efficiency double glazed aluminium timber composite windows, finished white inside
- White painted flush internal doors with contemporary brushed dual finish ironmongery
- Built-in sliding door wardrobe with LED lighting to master bedroom
- Square cut skirting and architrave
- Walls painted in white emulsion
- Smooth ceilings in white emulsion

## FLOOR FINISHES

- Amtico Spacia parquet flooring to entrance hall and kitchen/living/dining area
- Carpet to bedrooms
- Large format tiles to bathroom and en suite
- Porcelain tiles to balcony/terrace

## HEATING AND WATER

- Underfloor heating throughout each apartment
- Heated chrome towel rails to bathroom and en suite
- Heating via communal heating plant

## ELECTRICAL

- Downlights to entrance hall, kitchen/living/dining area, bathroom, en suite and master bedroom
- Pendant fittings to second bedrooms
- LED feature lighting to wall units in kitchen
- Brushed stainless steel electrical switches and sockets throughout, some sockets with integrated USB port
- Shaver sockets to bathroom and en suite
- TV, BT and data points to selected locations
- Wiring for customer's own broadband connection
- Pre-wired for customer's own Sky connection
- Video entry system to every apartment, linked to main entrance door
- External lighting to balcony/terrace
- Hard-wired smoke and heat detectors
- Sprinkler system to all apartments
- Spur for customer's own installation of security alarm panel

## COMMUNAL AREAS

- Fob controlled access system to entrance lobby
- Lift access to all floors
- Cycle and bin storage space
- Letterboxes provided for all apartments within communal entrance lobby

## PARKING

- Limited car parking spaces available at an additional cost

## CONSTRUCTION

- Steel reinforced concrete frame with outer brickwork, cavity filled with insulation
- Concrete floors
- Aluminium rainwater goods
- PV panels

## GENERAL

- 10-year NHBC warranty
- 250-year lease
- A service charge will be payable for the maintenance of the shared facilities and communal areas

A Management Company has been set up and will be responsible for the management and maintenance of the apartment building/s and non-adopted areas at The Artisan. All homeowners will become members of the management company when they purchase their property. A managing agent has been appointed to provide the management services on behalf of the Management Company and a service charge will be payable by each home owner for the services provided.

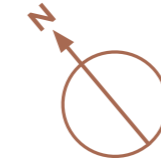
We are unable to accommodate any individual changes, additions or amendments to the specification, layout or plans to any individual home. Please note that it may not be possible to obtain the products as referred to in the specification; in such cases a similar alternative will be provided. Hill reserve the right to make these changes as required.



# THE ARTISAN FLOORPLANS

Designed to maximise light, space and comfort, this collection of homes can cater for a wide variety of lifestyles.

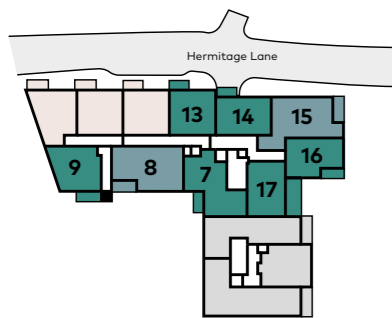




# FIRST FLOOR



## FIRST FLOOR



**KEY:** CPD - CUPBOARD ST - STORE W - WARDROBE

■ - 1 BEDROOM    ■ - 2 BEDROOM  
■ - AFFORDABLE HOMES    ■ - SHARED OWNERSHIP HOMES

Apartment layouts provide approximate measurements only and are subject to planning. Dimensions, which are taken from the indicative points of measurement are for guidance only and not intended to be used for window treatments or items of furniture. Bathroom and kitchen layouts are indicative only and subject to change. Wardrobe size and position may vary. The information contained in this document does not constitute part of any offer, contract or warranty. Whilst the plans have been prepared with all due care for the convenience of the intending purchaser, the information contained herein is a preliminary guide only.

### PLOT 7

Kitchen/Living/Dining Area	6.40m x 4.25m		20'11" x 13'11"
Bedroom	4.60m x 3.35m		15'1" x 10'11"

### PLOT 8

Kitchen/Living/Dining Area	5.15m x 5.10m		16'10" x 16'8"
Bedroom 1	4.65m x 3.35m		15'3" x 10'11"
Bedroom 2	3.75m x 3.55m		12'3" x 11'7"

### PLOT 9

Kitchen/Living/Dining Area	6.95m x 3.40m		22'9" x 11'1"
Bedroom	3.50m x 3.50m		11'5" x 11'5"

### PLOT 13

Kitchen/Living/Dining Area	6.90m x 3.40m		22'7" x 11'1"
Bedroom	3.70m x 3.65m		12'1" x 11'11"

### PLOT 14

Kitchen/Living/Dining Area	5.65m x 5.10m		18'6" x 16'8"
Bedroom	3.65m x 3.40m		11'11" x 11'1"

### PLOT 15

Kitchen/Living/Dining Area	6.10m x 4.75m		20'0" x 15'7"
Bedroom 1	3.50m x 3.10m		11'5" x 10'2"
Bedroom 2	3.85m x 3.35m		12'7" x 10'11"

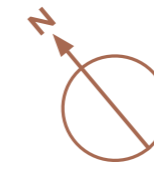
### PLOT 16

Kitchen/Living/Dining Area	5.80m x 4.65m		19'0" x 15'3"
Bedroom	4.70m x 2.85m		15'5" x 9'4"

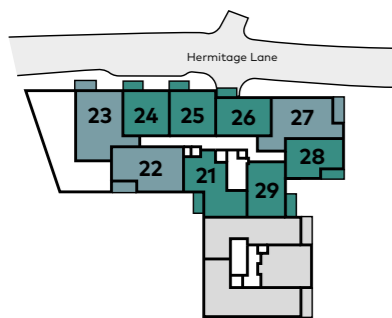
### PLOT 17

Kitchen/Living/Dining Area	6.15m x 4.55m		20'2" x 14'11"
Bedroom	4.20m x 2.80m		13'9" x 9'2"

# SECOND FLOOR



## SECOND FLOOR



KEY: CPD - CUPBOARD ST - STORE W - WARDROBE

- 1 BEDROOM
- 2 BEDROOM
- AFFORDABLE HOMES

Apartment layouts provide approximate measurements only and are subject to planning. Dimensions, which are taken from the indicative points of measurement are for guidance only and not intended to be used for window treatments or items of furniture. Bathroom and kitchen layouts are indicative only and subject to change. Wardrobe size and position may vary. The information contained in this document does not constitute part of any offer, contract or warranty. Whilst the plans have been prepared with all due care for the convenience of the intending purchaser, the information contained herein is a preliminary guide only.

### PLOT 21

Kitchen/Living/Dining Area	6.40m x 4.25m		20'11" x 13'11"
Bedroom	4.60m x 3.35m		15'1" x 10'11"

### PLOT 22

Kitchen/Living/Dining Area	5.15m x 5.10m		16'10" x 16'8"
Bedroom 1	4.65m x 3.35m		15'3" x 10'11"
Bedroom 2	3.75m x 3.50m		12'3" x 11'5"

### PLOT 23

Kitchen/Living/Dining Area	7.45m x 3.90m		24'5" x 12'9"
Bedroom 1	3.60m x 3.45m		11'9" x 11'3"
Bedroom 2	3.80m x 3.30m		12'5" x 10'9"

### PLOT 24

Kitchen/Living/Dining Area	6.90m x 3.40m		22'7" x 11'1"
Bedroom	3.70m x 3.65m		12'1" x 11'11"

### PLOT 25

Kitchen/Living/Dining Area	6.90m x 3.40m		22'7" x 11'1"
Bedroom	3.70m x 3.65m		12'1" x 11'11"

### PLOT 26

Kitchen/Living/Dining Area	5.65m x 5.10m		18'6" x 16'8"
Bedroom	3.65m x 3.40m		11'11" x 11'1"

### PLOT 27

Kitchen/Living/Dining Area	6.10m x 4.75m		20'0" x 15'7"
Bedroom 1	3.50m x 3.10m		11'5" x 10'2"
Bedroom 2	3.85m x 3.35m		12'7" x 10'11"

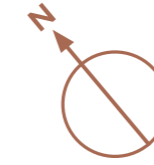
### PLOT 28

Kitchen/Living/Dining Area	5.80m x 4.65m		19'0" x 15'3"
Bedroom	4.70m x 2.85m		15'5" x 9'4"

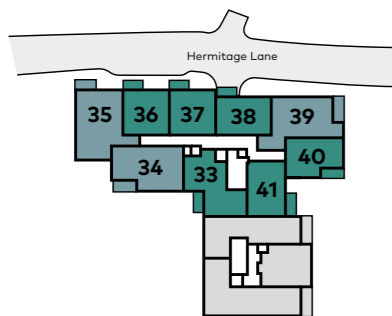
### PLOT 29

Kitchen/Living/Dining Area	6.15m x 4.55m		20'2" x 14'11"
Bedroom	4.20m x 2.80m		13'9" x 9'2"

# THIRD FLOOR



## THIRD FLOOR



**KEY:** CPD – CUPBOARD ST – STORE W – WARDROBE  
 \* – REDUCED FLOOR TO CEILING HEIGHT FROM 2.5M TO 2.4M

 – 1 BEDROOM  – 2 BEDROOM  
 – AFFORDABLE HOMES

Apartment layouts provide approximate measurements only and are subject to planning. Dimensions, which are taken from the indicative points of measurement are for guidance only and not intended to be used for window treatments or items of furniture. Bathroom and kitchen layouts are indicative only and subject to change. Wardrobe size and position may vary. The information contained in this document does not constitute part of any offer, contract or warranty. Whilst the plans have been prepared with all due care for the convenience of the intending purchaser, the information contained herein is a preliminary guide only.

### PLOT 33

Kitchen/Living/Dining Area	6.40m x 4.25m		20'11" x 13'11"
Bedroom	4.60m x 3.35m		15'1" x 10'11"

### PLOT 34

Kitchen/Living/Dining Area*	5.15m x 5.10m		16'10" x 16'8"
Bedroom 1	4.65m x 3.35m		15'3" x 10'11"
Bedroom 2	3.75m x 3.50m		12'3" x 11'5"

### PLOT 35

Kitchen/Living/Dining Area*	7.45m x 3.90m		24'5" x 12'9"
Bedroom 1*	3.60m x 3.45m		11'9" x 11'3"
Bedroom 2*	3.80m x 3.30m		12'5" x 10'9"

### PLOT 36

Kitchen/Living/Dining Area*	6.90m x 3.40m		22'7" x 11'1"
Bedroom*	3.70m x 3.65m		12'1" x 11'11"

### PLOT 37

Kitchen/Living/Dining Area*	6.90m x 3.40m		22'7" x 11'1"
Bedroom*	3.70m x 3.65m		12'1" x 11'11"

### PLOT 38

Kitchen/Living/Dining Area	5.65m x 5.10m		18'6" x 16'8"
Bedroom*	3.65m x 3.40m		11'11" x 11'1"

### PLOT 39

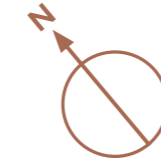
Kitchen/Living/Dining Area*	6.10m x 4.75m		20'0" x 15'7"
Bedroom 1*	3.50m x 3.10m		11'5" x 10'2"
Bedroom 2*	3.85m x 3.35m		12'7" x 10'11"

### PLOT 40

Kitchen/Living/Dining Area*	5.80m x 4.65m		19'0" x 15'3"
Bedroom*	4.70m x 2.85m		15'5" x 9'4"

### PLOT 41

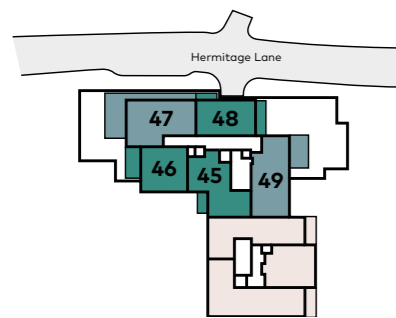
Kitchen/Living/Dining Area	6.15m x 4.55m		20'2" x 14'11"
Bedroom*	4.20m x 2.80m		13'9" x 9'2"



# FOURTH FLOOR



## FOURTH FLOOR



KEY: CPD - CUPBOARD ST - STORE W - WARDROBE

- 1 BEDROOM
- 2 BEDROOM
- SHARED OWNERSHIP HOMES

Apartment layouts provide approximate measurements only and are subject to planning. Dimensions, which are taken from the indicative points of measurement are for guidance only and not intended to be used for window treatments or items of furniture. Bathroom and kitchen layouts are indicative only and subject to change. Wardrobe size and position may vary. The information contained in this document does not constitute part of any offer, contract or warranty. Whilst the plans have been prepared with all due care for the convenience of the intending purchaser, the information contained herein is a preliminary guide only.

### PLOT 45

Kitchen/Living/Dining Area	6.40m x 4.25m		20'11" x 13'11"
Bedroom	4.60m x 3.35m		15'1" x 10'11"

### PLOT 46

Kitchen/Living/Dining Area	6.95m x 3.60m		22'9" x 11'9"
Bedroom	3.90m x 3.50m		12'9" x 11'5"

### PLOT 47

Kitchen/Living/Dining Area	7.40m x 3.50m		24'3" x 11'5"
Bedroom 1	3.35m x 2.80m		10'11" x 9'2"
Bedroom 2	3.55m x 3.15m		11'7" x 10'4"

### PLOT 48

Kitchen/Living/Dining Area	5.35m x 4.85m		17'6" x 15'10"
Bedroom	3.60m x 3.15m		11'9" x 10'4"

### PLOT 49

Kitchen/Living/Dining Area	5.60m x 4.10m		18'4" x 13'5"
Bedroom 1	5.30m x 3.10m		17'4" x 10'2"
Bedroom 2	4.20m x 2.80m		13'9" x 9'2"

# THE VERY BEST IN MODERN HOMES

Hill is an award winning housebuilder who specialise in developing distinctive new homes across London and the South East. We bring together contemporary design, sustainable materials and a sympathetic approach to create stunning, individual new properties and communities. We invest significant time and effort from the outset to ensure that all our properties achieve the perfect balance between innovation and practicality.

Hill prides itself on putting its customers first and has a dedicated customer journey designed to help buyers every step of the way to home ownership. Hill was awarded a 5-star status from the Home Builders Federation's annual Customer Satisfaction Survey in 2018, 2019 and 2020.



**GET IN TOUCH**  
[www.TheArtisanNW2.co.uk](http://www.TheArtisanNW2.co.uk)  
**020 8090 5484**

**THE ARTISAN**  
 Hermitage Lane, London, NW2 2ET



This brochure, and the description and measurements herein, do not form any part of a contract. Whilst every effort has been made to ensure accuracy, this cannot always be guaranteed. Site layouts, and specifications are taken from drawings which were correct at the time of print. The information and imagery contained in this brochure is for guidance purposes only and does not constitute a contract, part of contract or warranty. Images of The Artisan properties are computer generated and the landscaping may have been enhanced. Details correct at time of going to print. June 2021.





*Created for Living*